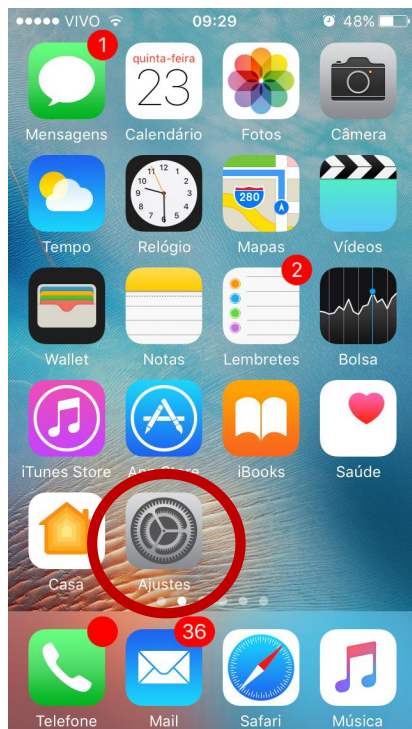
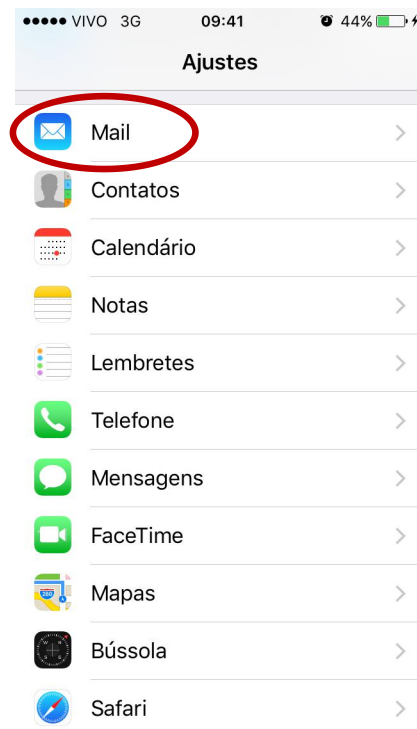


Tutorial para configuração da conta de e-mail @ufc.br no iOS

Passo 1: clique “Ajustes”.



Passo 2: clique em “Mail”.




Passo 3: clique em “Contas”.



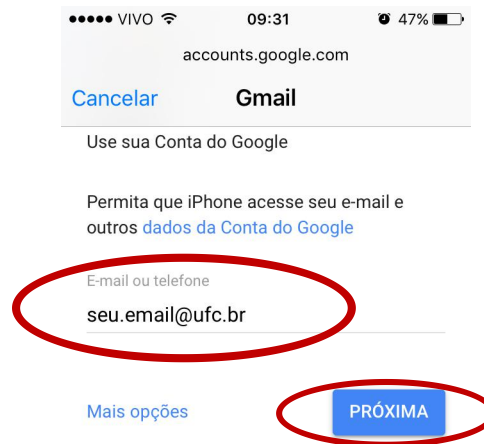
Passo 4: clique em “Adicionar Conta”.



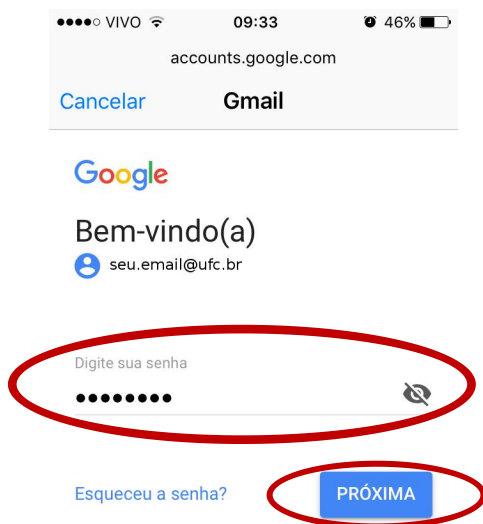
Passo 5: clique no "Google".



Passo 6: No campo "E-mail ou telefone" digite o seu endereço de e-mail @ufc e clique em próximo.



Passo 7: entre com sua senha no campo "Digite sua senha" e aperte e "Próxima".



Passo 8: clique em "Salvar"

